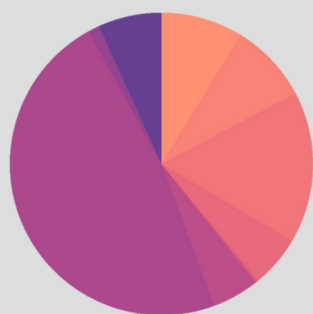


2017 SURVEY OF MASSAGE THERAPISTS IN CANADA RESULTS SNAPSHOT



Survey Respondents



AB	9.0%	(258)
BC	8.8%	(252)
MB	16.7%	(479)
NB	5.7%	(164)
NL	0.2%	(5)
NT	0.2%	(6)
NS	5.1%	(146)
NU	0.0%	(1)
ON	49.1%	(1409)
PE	1.2%	(35)
QC	0.1%	(2)
SK	6.9%	(197)
YT	0.0%	(1)

2981 responses
24% response rate
63.8% regulated
31.7% unregulated

Massage Therapy Education



78.5% attended a private institution
18.6% attended a public institution



70.2% were under the age of 35 when they graduated/completed program
28.3% between age 35-54, 1.5% 55+ years



79.1% earned a diploma
18.1% earned a certificate



0.5% also earned a post-doctoral degree
3.4% also earned a master's degree
25.5% also earned an undergraduate degree
22.3% also earned a college diploma
7.6% also earned a college certificate
27.1% have completed no other degree
13.6% not stated

Massage Therapy Practice



93% refer to themselves as Registered Massage Therapists



61% work full time (over 25 hours/week)
29% part time (less than 25 hours/week)
6% casual (less than 20 hours/month)



50% self-employed
16% independent contractor
8% contract employee
6% permanent employee

Workplace Settings



33.8% work in clinic/professional practice with other health professionals
23.3% work in clinic with other massage therapists only
18.1% work alone in a home-based clinic
9.8% work alone in a clinic

Average Weekly Massage Therapy Activities

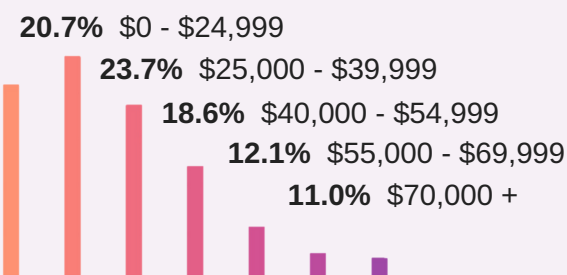
66% direct treatment to patient
8% assessment of patient
7% record keeping
5% treatment plan development
4% home care plan for patient
4% evaluation/re-evaluation of patient
3% administration/payroll
3% appointments/scheduling

Related Monthly Activities

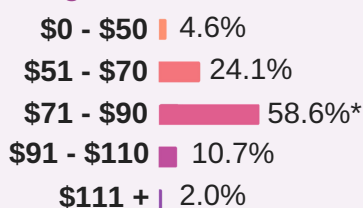
Over 70% indicated that the time spent on non-direct patient care is in the range of 1-5 hours per month

- Reading journals/articles related to the profession
- Reviewing healthcare research
- Taking massage therapy related education
- Taking other types of education
- Attending conferences, workshops, etc
- Conducting research specific to massage/manual therapy

Annual Gross Income



Average Rate of 60 Minute Massage Treatment



*73% of Massage Therapists in Ontario charge \$71 - \$90

Average number of hours worked is approximately 2,000 per year

Over 61% feel they are adequately paid and are earning what they expected to earn

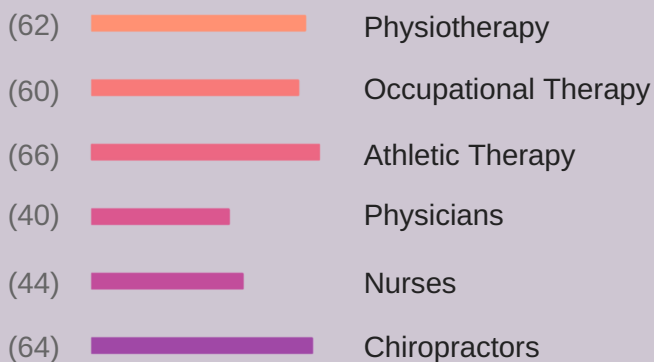
Over 60% set their own fee schedule

Level of Agreement (1-100)

Self-Evaluation of Massage Therapists' Practices and Priorities



Massage Therapy is recognized by the public as being as beneficial as:



In the last 10 years, massage therapy is more positively regarded by:

